


Happy Birthday

Table Of Contents

Theme: Classic	Page	Theme: Fun	Page
Happy Birthday Banner (7 pages)	2	Happy Birthday Banner (7 pages)	18
Happy Birthday Poster (1 page)	9	Happy Birthday Poster (1 page)	25
Hat (1 page)	10	Hat (1 page)	26
Crown (1 page)	11	Crown (1 page)	27
Happy Birthday Card (1 page)	12	Happy Birthday Card (1 page)	28
Thank You Card (1 page)	13	Thank You Card (1 page)	29
Placemat (1 page)	14	Placemat (1 page)	30
Party Favor Labels (1 page)	15	Party Favor Labels (1 page)	31
Coasters (1 page)	16	Coasters (1 page)	32
Bottle Labels (1 page)	17	Bottle Labels (1 page)	33

HAPPY BIRTHDAY BANNER

Cut and hang on a string or a wall.




HAPPY BIRTHDAY BANNER

Cut and hang on a string or a wall.





HAPPY BIRTHDAY BANNER

Cut and hang on a string or a wall.





HAPPY BIRTHDAY BANNER

Cut and hang on a string or a wall.





HAPPY BIRTHDAY BANNER

Cut and hang on a string or a wall.




HAPPY BIRTHDAY BANNER

Cut and hang on a string or a wall.



HAPPY BIRTHDAY BANNER

Cut and hang on a string or a wall.





HAPPY BIRTHDAY HAT

Cut and tape into a cone shaped hat.
(Optional: Punch holes to attach a string)



HAPPY BIRTHDAY CROWN

Cut and tape into a crown.




HAPPY BIRTHDAY CARD

Note: Cutout card, fold in half along the short-end, then again on the other side.



THANK YOU CARD

Note: Cutout card, fold in half along the short-end, then again on the other side.



Happy
Birthday

PARTY FAVOR LABELS

Cut and tape to a party favor bag.



COASTERS

Cut and use as a coaster or cupcake holder.



BOTTLE LABELS

Cut and tape around a bottle.



HAPPY BIRTHDAY BANNER

Cut and hang on a string or a wall.




HAPPY BIRTHDAY BANNER

Cut and hang on a string or a wall.




HAPPY BIRTHDAY BANNER

Cut and hang on a string or a wall.





HAPPY BIRTHDAY BANNER

Cut and hang on a string or a wall.



HAPPY BIRTHDAY BANNER

Cut and hang on a string or a wall.



HAPPY BIRTHDAY BANNER

Cut and hang on a string or a wall.



HAPPY BIRTHDAY BANNER

Cut and hang on a string or a wall.



HAPPY
Birthday.

HAPPY BIRTHDAY HAT

Cut and tape into a cone shaped hat.
(Optional: Punch holes to attach a string)



HAPPY BIRTHDAY CROWN

Cut and tape into a crown.




HAPPY BIRTHDAY CARD

Note: Cutout card, fold in half along the short-end, then again on the other side.



THANK YOU CARD

Note: Cutout card, fold in half along the short-end, then again on the other side.





Happy

Birthday

PARTY FAVOR LABELS

Cut and tape to a party favor bag.



COASTERS

Cut and use as a coaster or cupcake holder.



BOTTLE LABELS

Cut and tape around a bottle.

